



UNIVERSITY OF
SOUTH CAROLINA

**2017-2018 MARCHING PERCUSSION
AUDITION PACKET**
APRIL 8, 2017



UNIVERSITY OF SOUTH CAROLINA

Thank you for expressing interest in the 2017-2018 edition of the Carolina Band Drumline! This year's drumline will consist of 10 snares, 4-6 tenors, 6 basses, and 10 cymbals. The Carolina Band does not have a front ensemble.

Included in this packet are materials required for the drumline audition, held from 9:00 AM to 6:00 PM on Saturday, April 8th at the Copenhaver Band Hall (324 Sumter Street, Columbia, SC 29208). An RSVP email will be sent prior to the audition, and a more specific schedule for the day will be created once we know who is attending the audition.

Things the Carolina Band will provide for the audition:

- Drums, carriers, and stands
- Cymbals
- Bass drum mallets

Things you will need for the audition:

- Snare and tenor sticks
- Drum pads (so you can play while personnel rotates)
- **This packet** in a three-ring binder with clear plastic sheet protectors

The audition will consist of both solo and group evaluation. The results of the audition will be emailed to you during the week following the audition, or as soon as the results can be made available. If you make the drumline, you are expected to report for pre-season camp with all exercises, cadences, and additional music prepared on August 14th, 2017. If you have any more questions, feel free to contact me at brettblandry@gmail.com.

The directors and staff are all looking forward to a great season with the "Mighty Sound of the Southeast," and I look forward to seeing you on April 8th!

Brett Landry

Adjunct Instructor of Percussion – Drumline Instructor

Audition Procedures:

Students will select a “Primary” and “Secondary” instrument for the audition. If snare drum or tenors are the “Primary” instrument, it is strongly suggested that the packet is memorized. If bass drum/cymbals is the “Primary” instrument, the student must be familiar enough with the music to execute any part within that section (memorization not required). Marking time is required for every selection located in the “Required Group Audition Materials” category.

Students will perform on their “Primary” instrument for the solo audition. The “Secondary” instrument should be prepared to the best of the student’s ability (memorization not required). Personnel will rotate instruments throughout the group audition.

Required Solo Audition Materials (Primary Instrument Only):

- a.** Audition Excerpts 1 and 2 (specific instructions, if necessary, are found in the individual excerpt parts).
- b.** Sightreading

Required Group Audition Materials:

- a.** 3 Exercises (CBDL Legatos, 2/3, Triplet Rolls)
- b.** Gridiron Fanfare (Quarter note = 92)
- c.** Four Corner Salute (Quarter note = 138)
- d.** Old USC Fight Song (Quarter note = 138)
- e.** Step to the Rear (Quarter note = 138)
- f.** 2001 (Quarter Note = 69)

Instrument Notes:

- **Tenors**, play each exercise on drum 2, focusing on sound quality, technique, and execution. Once the exercises are perfect on drum 2, then move around the drums without compromising anything from the “drum 2” version of the exercise.
- **Bass Drums**, learn each warm up in unison rhythm and then focus on one part that you might want to play. (Keep in mind that you may be asked to play ANY part during the group audition process.) In “CBDL Legatos,” 2s, 3s, and 4s will substitute for eighth notes when split.
- **Cymbals**, learn the entire exercises/excerpt so you are ready to play ANY part during group performance. Check out the youtube links on the next page for technique demonstrations.

Exercise Notes:

“CDDL Legatos” – This exercise should be played with only smooth, continuous motion (legato strokes). You may be asked to play at all four dynamic (height) levels in this exercise. As for the exercise itself, it can be played three ways:

1. Full Stroke Legatos – beginning to m. 10, with or without repeat, steady at a given height.
 2. Dynamic Legatos – beginning through m. 9 (w/repeat), skip m. 10 and go straight to m. 11 and play to the next double bar.
 3. Accent/Tap – beginning through m. 9 (w/repeat), jump to m. 22 and play to next double bar.
- Practice with sixteenth note subdivisions on your metronome so there is a model of perfect time and evenness between hands.

“2/3” – As far as diddle exercises go, 2/3 is a wild ride. Don’t be afraid of the exotic time signature, as the exercise is merely made up of groupings of 2 and 3 16th notes. Keep your 16th note interpretation open, and watch out for the 5’s at the end of the exercise!

“Triplet Rolls” – Rolls are very important in the music of any drumline, and this exercise is designed to develop your roll technique. We play an open interpretation of rolls in the CDDL – in fact, you should work to make your diddles sound as close to two successively played 16th notes as possible. 2/3 can help you identify this interpretation, and this exercise will make your rolls BIG!

YouTube Technique Library:

Snare

- [Traditional Grip – How to Drum with Traditional Grip – YouTube](#)
- [Marching Snare Drum Posture – YouTube](#)

Tenors

- [Tenor Drum Playing Zones – YouTube](#)
- [Marching Tenor Crossover Technique – YouTube](#)

Bass

- [Marching Bass Drum Grip – How to Hold a Bass Mallet – YouTube](#)

Cymbals

(These videos are approximations of the technique we utilize at South Carolina. There will be a brief clinic at the beginning of the audition to define technique.)

- [Orchestral Crash.wmv – YouTube](#)
 - [Crash Choke.wmv – YouTube](#)
 - [Crunch.wmv – YouTube](#)
 - [Sizzle.wmv – YouTube](#)
 - [Sizzle Suck.wmv – YouTube](#)
- Dynamic Levels:**

Dynamic levels correspond to how many “inches” the stick is raised to strike the drum. These are not specific measurements, but guidelines to help accuracy throughout the line. All stroke heights are to be played at FULL VELOCITY, thus allowing the height levels to define the dynamic.

Fortissimo = 12” stroke

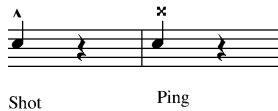
Forte/Mezzo-Forte accents = 9” stroke

Mezzo-Forte/Mezzo-Piano accents = 6” stroke

Piano = 3” stroke


Taps are played at 3 inches or lower at all times, unless a crescendo or decrescendo notates a change in stick height.

Snare drum notation is as follows:




ping = use half inch near tip of stick for shot


Tenor notation is as follows:



Bass drum notation is as follows:



Cymbal notation is as follows:



CBDL LEGATOS

LEGATOS

$\text{♩} = 135$

ARR. - BAILEY SEABURY

The image displays a musical score for a percussion ensemble, specifically for the 'First Time Unison' section. The score is written for four parts: Snare, Tenor, Bass, and Cymbals. The time signature is 4/4. The Snare part features a series of eighth notes, with a dynamic marking of *f* (forte) at the beginning. The Tenor part also features eighth notes, with a dynamic marking of *f* and a box labeled 'FIRST TIME UNISON' indicating the start of the unison section. The Bass part features eighth notes, with a dynamic marking of *f*. The Cymbals part features a series of eighth notes, with a dynamic marking of *f* and a box labeled 'FIRST TIME UNISON' indicating the start of the unison section. The score is presented in a clear, professional layout with a white background and black notation.

7

S. D.

L R R R R R R L L L L L L R R R R L L L L L R R L L

T. D.

L R R R R R R L L L R R L L L L L R R R L L R R L L

B. D.

R R R L L L L L L R R R R R R L L L L R R R L L R

Cym.

p *f* *p*

OPTIONAL REPEAT

tag "A" - dynamics

p *ff* *p*

p *ff* *p*

p *f* *p*

13

S. D.

T. D.

B. D.

Cym.

ff *p* *ff* *p* *ff* *ff* *ff* *p*

f *p* *f* *p* *f* *f* *f* *p*

19

tag "B" - accent / tap

S. D. *ff* *f*

T. D. *ff* *f*

B. D. *ff* *mf* *fff* *f*

Cym. *ff* *f*

5 & 6 MUTE

25

S. D.

T. D.

B. D.

Cym.

30

S. D. *ff*

T. D. *ff*

B. D. *ff*

Cym. *ff*

Snare Drums

Tenors

Bass Drums

Cymbals

S.Dr.

Ten.

B. Dr.

Cym.

S.Dr.

Ten.

B. Dr.

Cym.

The image shows a musical score for a drum set, consisting of five staves: S. Dr. (Snare Drum), Ten. (Tenor Drum), B. Dr. (Bass Drum), and Cym. (Cymbal). The score is in 6/8 time and consists of five measures. The first measure is marked with a '12' and a '12' above the staff. The second measure has a '1' above the staff. The third measure has a '1' above the staff. The fourth measure has a '5' above the staff. The fifth measure has a 'r' above the staff. The score includes various drum notations, including eighth notes, sixteenth notes, and rests, with stickings indicated by 'L' (left) and 'R' (right) and fingerings indicated by numbers 1-5. The Cym. staff has a '12' above the staff in the first measure and a '5' above the staff in the fourth measure.

Notes:

- Please observe all notated stickings, including the ellipse (...) which dictates the repetition of the given sticking.
- **Tenor Players** – the “hollow” notes in the 6/8 section are crossovers. The sticking marked indicates the hand that should cross over. Drums 1 and 2 cross at the fingers, while drums 3 and 4 cross at the wrist.
- **Bass Drum Players** – you will be expected to play both the written split part as well as the unison part (see the snare line for easier reading)
- **Cymbal Players** – please observe all notations carefully. We will assign AB and CD (read from top to bottom) splits during the audition, so please be prepared to play either split.

Triplet Rolls 2016

B. Beck

$\text{♩} = 100-160$

Snare

Tenors

Bass

Cymbals

S.Dr.

Ten.

B. Dr.

Cym.

10

mp

mf

The musical score is written for a drum set and consists of three systems, each with five staves. The first system includes parts for Snare, Tenors, Bass, Cymbals, and S.Dr. (Snare Drum). The second system includes parts for Ten., B. Dr. (Bass Drum), and Cym. (Cymbal). The third system includes parts for S.Dr., Ten., B. Dr., and Cym. The score is marked with a tempo of 100-160 BPM. The first system starts with a '5' measure marker. The second system starts with a '10' measure marker. The third system starts with a '10' measure marker. The score includes various drum notation, including triplet rolls, and dynamic markings like 'mp' and 'mf'.

14

S.Dr.

Ten.

B. Dr.

Cym.

Rr l rr L rr l

R l r L r l

R ll r Ll r ll

R l R l r L R l R l r L

R L r L r L R L r L r L

18

S.Dr.

Ten.

B. Dr.

Cym.

R l r l r l

R l r l r l

R

f

22

S.Dr.

Ten.

B. Dr.

Cym.

R rl rl rl

R R R L

R rl rl rl

25

S.Dr.

Ten.

B. Dr.

Cym.

R ll rr L L R ll rr L L

R 1 1 R 1 1 R R L R L L

R ll rr L L R ll rr L L

r L L r L L R L R L R L R L R L

R

R

R

R

Snare Drum Material

Snare Audition Excerpt #1

Carolina Band 2017-2018

♩ = 116

6

edge

to center...

center

to edge...

f *sf* *mf* *f* *mf* *f* *ff* *mp* *mf* *f* *ff* *p* *f*

Snare Audition Excerpt #2

Carolina Band 2017-2018

♩ = 120

Hand drum notation for 'The Rhythm of the Rain'. The notation is written on a five-line staff with a 4/4 time signature. The tempo is marked as ♩ = 120. The notation includes various rhythmic patterns represented by notes, rests, and symbols like '>' (accent) and 'x' (cross). The patterns are organized into measures, with some measures containing multiple notes. The notation is divided into three systems, with measures 1-4, 5-8, and 9-12. The first system (measures 1-4) shows a sequence of rhythms: R L R L R L R L, 1 r l l, 1 r l R L, and r L R l R l l R l l r l l l. The second system (measures 5-8) shows: R R L R L L R R L R L L, L r r l l R, R l l r L r r L r r, and l R l l. The third system (measures 9-12) shows: R l r l l l r L r l R l, r l r l R L r l r l r l R L r r L R L R, L L R L, and R L R L R L R R. The notation is written in a style that is easy to read and understand, with clear markings for accents and cross notes.

R L R L R L R L 1 r l l 1 r l R L r L R l R l l R l l r l l l

5 R R L R L L R R L R L L L r r l l R R l l r L r r L r r l R l l

9 R l r l l l r L r l R l r l r l R L r r L R L R L L R L R L R L R R

Gridiron Fanfare 2016

Snare Drum

Now With MORE BASS DRUM!!!!

USC Traditional
ed. Gordon Hicken

$\text{♩} = 92$

f *ff*

5 7 8

Snare Drums

Four Corner Salute 2016

Giuliano/Hicken/Landry

$\text{♩} = 138$

f

5 9 13

Old USC Fight Song 2016

Snare Drum

Newer Cymbal Notation...

perc. arr. Gordon Hicken
ed. Brett Landry

$\text{♩} = 138$

f *mp* *mf* *f* *mp* *mf* *f*

9 17 25 33 41

Step to the Rear 2013

Snare Drum

New Cymbal Notation

perc. arr. Gordon Hicken

7 $\text{♩} = 138$

f *edge* *center* *A*

13 *f* *B*

27 *f* *C*

39 *f* *ff*

51 *f* *D*

63 *ffp* *E*

76 *f* *ff*

Detailed description: This musical score for snare drum is in 4/4 time with a tempo of 138 bpm. It consists of seven staves of music. The notation includes various rhythmic patterns such as eighth notes, sixteenth notes, and triplets. Dynamic markings include *f* (forte), *ff* (fortissimo), and *ffp* (fortissimissimo). There are also cymbal notation symbols like 'edge' and 'center' with circled letters A, B, C, D, and E. The score ends with a final *ff* marking.

Snare Drums

2001

perc. arr. Gordon Hicken

$\text{♩} = 69$ solo

mp *all* *f*

4 *ff* *mp*

7 *f* *ff*

10 *mp* *f*

13 *f*

16 *f* *ff*

Detailed description: This musical score for snare drums is in 4/4 time with a tempo of 69 bpm. It consists of six staves of music. The notation includes various rhythmic patterns such as eighth notes, sixteenth notes, and triplets. Dynamic markings include *mp* (mezzo-piano), *f* (forte), *ff* (fortissimo), and *ffp* (fortissimissimo). There are also cymbal notation symbols like 'solo' and 'all'. The score ends with a final *ff* marking.

Tenor Material

Tenor Audition Excerpt #1

Carolina Band 2017-2018

♩ = 116

Two staves of music in 4/4 time. The first staff contains measures 1-4, and the second staff contains measures 5-8. The music features a variety of rhythmic patterns, including eighth and sixteenth notes, and rests. Dynamic markings include *f*, *sfz*, *mf*, *f*, *mf*, *f*, *ff*, *mp*, *mf*, *f*, *ff*, and *p*. Performance instructions include "CROSS" and "CROSS" with a "3" above it. Fingerings are indicated by numbers 1-5. The first staff ends with a double bar line.

Tenor Audition Excerpt #2

Carolina Band 2017-2018

♩ = 120

Three staves of music in 4/4 time. The first staff contains measures 1-4, the second staff contains measures 5-8, and the third staff contains measures 9-12. The music features a variety of rhythmic patterns, including eighth and sixteenth notes, and rests. Dynamic markings include *f*, *mf*, *f*, *ff*, *p*, and *f*. Performance instructions include "CROSS" and "CROSS" with a "3" above it. Fingerings are indicated by numbers 1-5. The first staff ends with a double bar line.

Gridiron Fanfare 2016

Tenors

Now With MORE BASS DRUM!!!!

USC Traditional
ed. Gordon Hicken

$\text{♩} = 92$

f *ff*

Tenors

Four Corner Salute 2016

Giuliano/Hicken/Landry

f

Old USC Fight Song 2016

Quint Toms

Newer Cymbal Notation...

perc. arr. Gordon Hicken
ed. Brett Landry

$\text{♩} = 138$

mp *mf* *f* *mp* *mf* *f*

Step to the Rear 2013

Tenors

New Cymbal Notation

perc. arr. Gordon Hicken

7 $\text{♩} = 138$

13 *f*

27 *f*

39 *f*

51 *ff*

63 *f*

76 *ff*

Measures 7-76 of the Tenors part for "Step to the Rear 2013". The score is written on a single staff with a key signature of one sharp (F#) and a 4/4 time signature. It features a variety of rhythmic patterns, including eighth and sixteenth notes, and rests. Dynamic markings include *f* (forte), *ff* (fortissimo), and *mp* (mezzo-piano). There are also articulation marks like accents and slurs. The score is divided into measures by bar lines, with measure numbers 7, 13, 27, 39, 51, 63, and 76 indicated at the start of their respective lines.

Tenors

2001

perc. arr. Gordon Hicken

$\text{♩} = 69$

1 *mp*

5 *ff*

8 *ff*

11 *f*

14 *f*

17 *ff*

Measures 1-17 of the Tenors part for "2001". The score is written on a single staff with a key signature of one sharp (F#) and a 4/4 time signature. It features a variety of rhythmic patterns, including eighth and sixteenth notes, and rests. Dynamic markings include *mp* (mezzo-piano), *f* (forte), and *ff* (fortissimo). There are also articulation marks like accents and slurs. The score is divided into measures by bar lines, with measure numbers 1, 5, 8, 11, 14, and 17 indicated at the start of their respective lines.

Bass Drum Material

Bass Drum Audition Excerpt #1

Carolina Band 2017-2018

(performance tempo: quarter note = 96)

BD - play on Bass
Cym - play on Snare

R I R R I R r I R I I R I R L L r l r l r I R R I R R r l r l r l r l R I R L

mf *p* *mf* *f* *mp*

5 R I R R I r R L R R I r l r l R I l r r I R r r l r l R L

ff *mf* *mp* *f* *ff*

Bass Drum Audition Excerpt #2

Carolina Band 2017-2018

Please play ONLY **Bass 3 part** (second space from top) and **UNISONS** (middle line)

♩ = 120

R R r l r l r l r l R l r l R l r l r R l r R r l r R L R L R L R l r l r R l r l r l r l R R I R r l r l r r R

f *mf* *f* *mf* *f*

5 R R R L R R R R R L R R R 1 R l l l l l R l r l r l r l R R R R R r l

ff *mf* *ff*

9 R l r r l r r l r r l r r l r r l r r l r R l l l l l R l l l l l R L R L R

f *ff*

Step to the Rear 2013

Bass Drums

New Cymbal Notation

perc. arr. Gordon Hicken

[illegible]

Bass Drums

2001

perc. art. Gordon Hicken

The musical score is for a piece titled "The Firebird" by Igor Stravinsky. It is written for a single melodic line in 4/4 time, with a tempo of 69 beats per minute. The score is divided into measures, with measure numbers 2, 5, 9, 13, and 16 indicated. The notation includes a variety of rhythmic values, including eighth and sixteenth notes, and is heavily characterized by triplet markings (groups of three notes beamed together). Dynamic markings such as *mp* (mezzo-piano), *f* (forte), and *ff* (fortissimo) are used throughout to indicate changes in volume. The score also includes articulation marks like accents and slurs, as well as fingerings and breathings indicated by 'r' and 'l' for right and left hand/breath. The overall style is characteristic of Stravinsky's neoclassical period, with its complex, driving rhythms and clear melodic lines.

Cymbal Material

Cymbal Audition Excerpt #1

Carolina Band 2017-2018

(performance tempo: quarter note = 96)

BD - play on Bass
Cym - play on Snare

mf *p* *mf* *f* *mp* *ff* *mf* *mp* *f* *ff*

Cymbal Audition Excerpt #2

Carolina Band 2017-2018

The image shows a musical score for the song "The Rose Tree". It consists of two staves. The top staff is for the vocal melody, and the bottom staff is for the piano accompaniment. The key signature is one flat (B-flat), and the time signature is 4/4. The tempo is marked as "♩ = 69". The vocal melody starts with a forte dynamic (*f*) and includes a triplet of eighth notes. The piano accompaniment features a steady eighth-note pattern in the left hand and a more complex right-hand pattern with triplets and sixteenth notes. The score ends with a double bar line.

Cymbals

Gridiron Fanfare 2016

Now With MORE BASS DRUM!!!!

USC Traditional
ed. Gordon Hicken

Sheet music for Cymbals, Gridiron Fanfare 2016. The tempo is marked as ♩ = 92. The music is written on two staves. The first staff contains measures 1 through 7, with dynamics *f*, *mf* < *f*, and *mf* < *ff*. The second staff contains measures 8 through 14, with dynamics *f* and *ff*. The notation includes various cymbal techniques such as rolls, accents, and grace notes.

Cymbals

Four Corner Salute 2016

Giuliano/Hicken/Landry

Sheet music for Cymbals, Four Corner Salute 2016. The music is written on a single staff. Measure numbers 5, 9, and 13 are indicated in boxes. The dynamics are *f* and *ff*. The notation includes various cymbal techniques such as rolls, accents, and grace notes.

Cymbals

Old USC Fight Song 2016

Newer Cymbal Notation...

perc. arr. Gordon Hicken
ed. Brett Landry

Sheet music for Cymbals, Old USC Fight Song 2016. The tempo is marked as ♩ = 138. The music is written on four staves. Measure numbers 9, 17, 25, 33, 41, and 48 are indicated in boxes. The dynamics include *mf*, *sfz*, *mp*, *mf*, *f*, and *ff*. The notation includes various cymbal techniques such as rolls, accents, and grace notes.

Step to the Rear 2013

New Cymbal Notation

Cymbals

perc. arr. Gordon Hicken

7 ♩ = 138

(A)

f *sfz*

17 **(B)**

f

34 **(C)**

ff

51 **(D)**

p *f*

68 **(E)**

ff

Cymbals

2001

perc. arr. Gordon Hicken

♩ = 69

3

ff

10

17