

TICK DETECTIVE

WORKBOOK FOR SOUTH CAROLINA TICKS

NAME : _____

GRADE : _____

YEAR : _____



ticks@sc.edu



WHAT ARE TICKS?



Ticks are put into the same category as spiders (**arachnids**). Like a spider, ticks have eight legs. There are about 900 different kinds (**species**) of ticks in the world.

In South Carolina, there are many types of ticks. The most commonly found is the Lone Star Tick.

Most ticks have three stages of growth: larvae, nymph, and adult. A **nymph** can be as small as a poppy seed.

Adult ticks are not very big either. Ticks need to eat blood from an animal or a person to go through each growth (**life cycle**). They prefer blood from **mammals** (warm-blooded animals like deer or people) and birds, but they can also be found on **reptiles** and **amphibians** (like snakes or frogs).



Lone Star Tick (*Amblyomma americanum*)



Tick



Know the difference!



Not Arachnids!

Spider

WHY ARE TICKS BAD?

Ticks can make you sick. Ticks can carry **diseases** (bacteria) inside that can make people and other animals sick. Ticks give the bacteria to the person or animal when they bite them.

WHERE DO TICKS LIVE?

Ticks like to live in or near areas with wood and grass. Many times ticks are found in areas with trees, under leaves on the ground, around woodpiles or stonewalls, or around tall grass.

Ticks can dry out, they like moist and humid (warm and wet) places to live (environments or habitats).

1.

GRASS AND
WOOD AREAS



2.

UNDER THE LEAVES
AROUND WOOD PILES



3.

WARM AND MOIST
ENVIRONMENTS




HOW TO PROTECT AGAINST TICKS?

There are many ways to protect yourself from being bitten by a tick:

Wear long pants and long-sleeved shirts while outside. Tuck your pants into your socks and your shirt into your pants so ticks cannot crawl in to your clothes.

Have an adult help you to put on **repellent** (bug spray). Repellent with 20-30% of the chemical **DEET** is safe for children to have on their skin.



Adults: ALWAYS spray on hands first, then put on a child's skin – spray outdoors – do not breathe in the bug spray. Wash your hands afterwards.

An adult can spray your clothes with permethrin (a chemical). Once it is dry, it is safe and will protect you from ticks.

HOW TO PROTECT AGAINST TICKS?

Wear light-colored clothes outside in tick habitats (where ticks live) to see ticks crawling on your clothes easily.

Stay on trails in the woods – when you brush by leaves, ticks may get on to your body. Do not go where you know ticks live, like brush and tall grass or a woodpile.



After coming back indoors, put your clothes in the dryer. Have an adult run the dryer on high heat for 10 minutes. This will kill any ticks that may be on the clothing.

Take a bath or shower as soon as you come inside to wash off and find any ticks that are crawling on you.

ALWAYS do a **tick check** if you have been outside. It is hard to see your own body. Ask an adult (mom or dad) to check your **body, armpits, and hair** for ticks. Use a flashlight to see your skin better.

Check your pets, too! Ticks like to ride into your house on your pet.



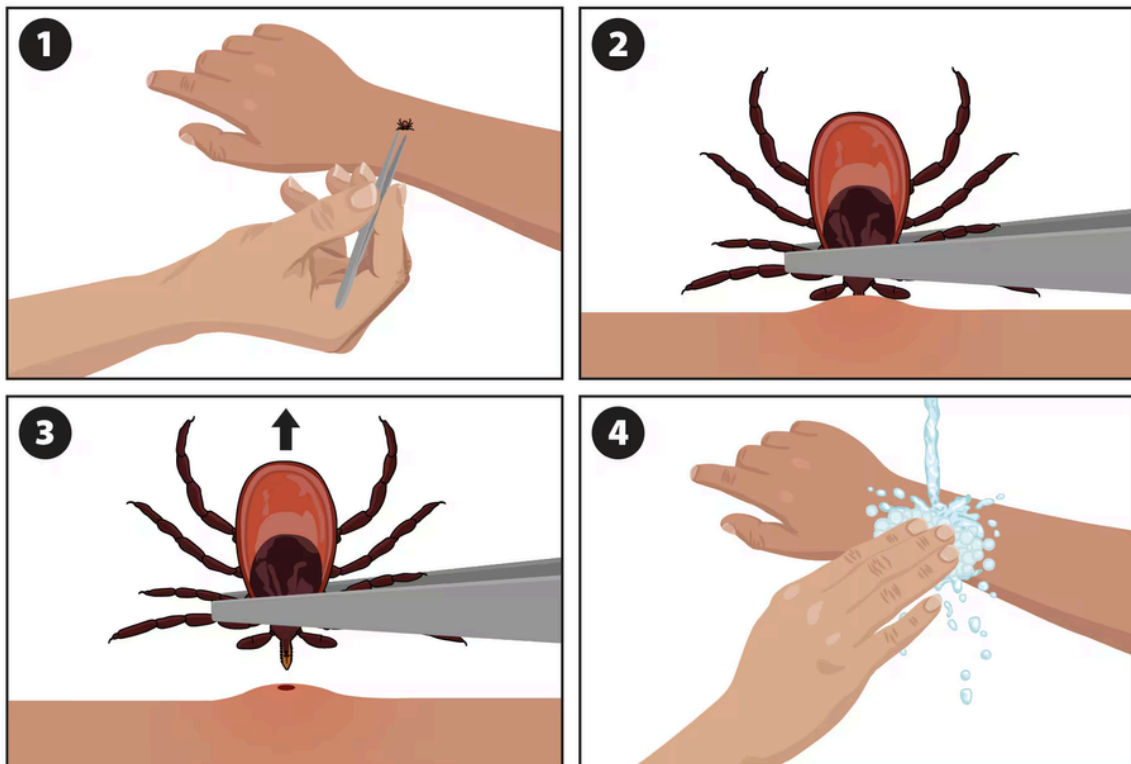
WHAT TO DO WHEN YOU FIND A TICK?

If you find a tick on your body - tell an adult right away. If a tick did not bite you, have an adult get rid of it. If a tick did bite you - have an adult take it off (**remove**).

For adults: the best way to remove a tick is with **POINTY TWEEZERS**.

Grab the tick by the head **as close as possible to the skin** and **PULL STRAIGHT UP** making sure the head does not remain in the skin.

Wash the skin afterwards.



The best way to throw away a tick after removing is: put it in alcohol, place it in a sealed bag/container, wrap it tight in tape, or flush it down the toilet

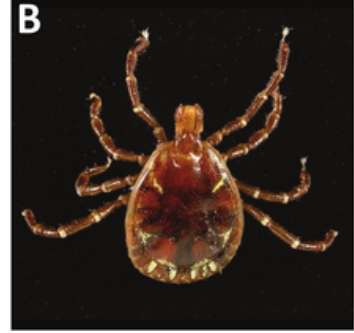
DIFFERENT TICKS FROM SC

Female (left) Male (right)

1

Lonestar Tick

1



2

American Dog Tick

2



3

Gulf Coast Tick

3



4

Blacklegged Tick

4



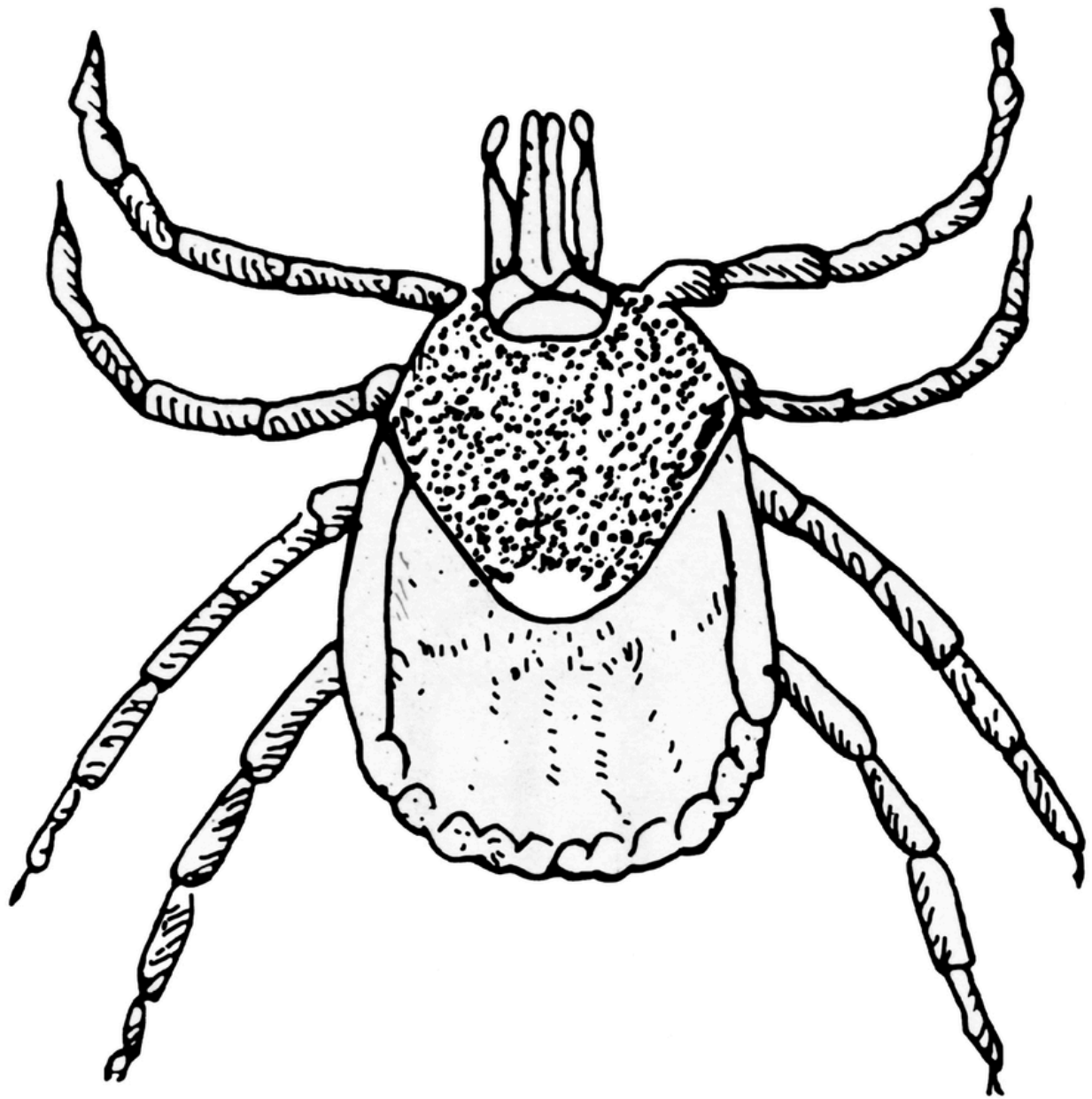
Female (left) Male (right)

Do you see different colors or patterns on the ticks' backs?

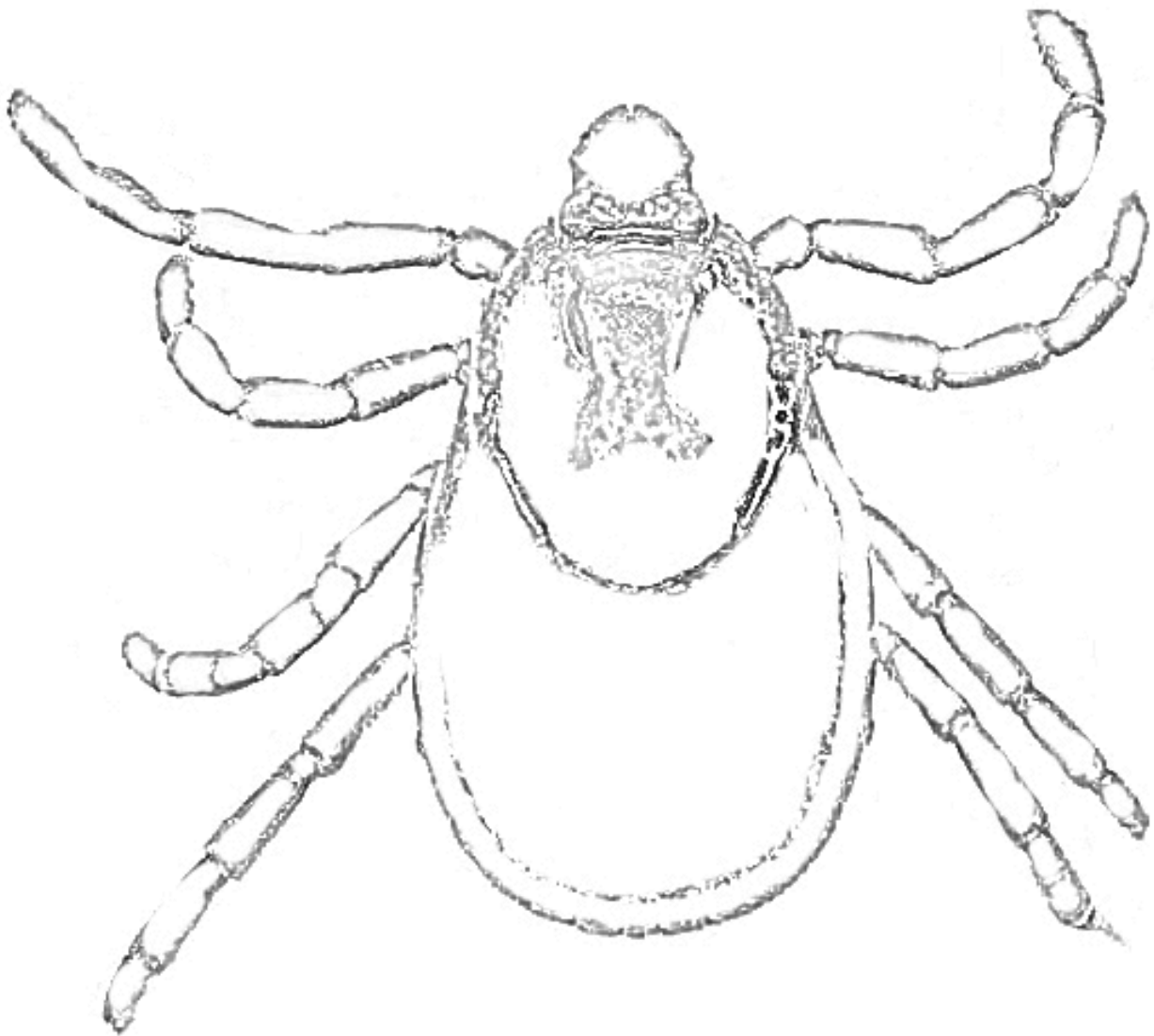
On the next pages are some pictures of each tick for you to color. Look at the photos and try to make your tick look the same. This will help you identify a tick you might find in the future.



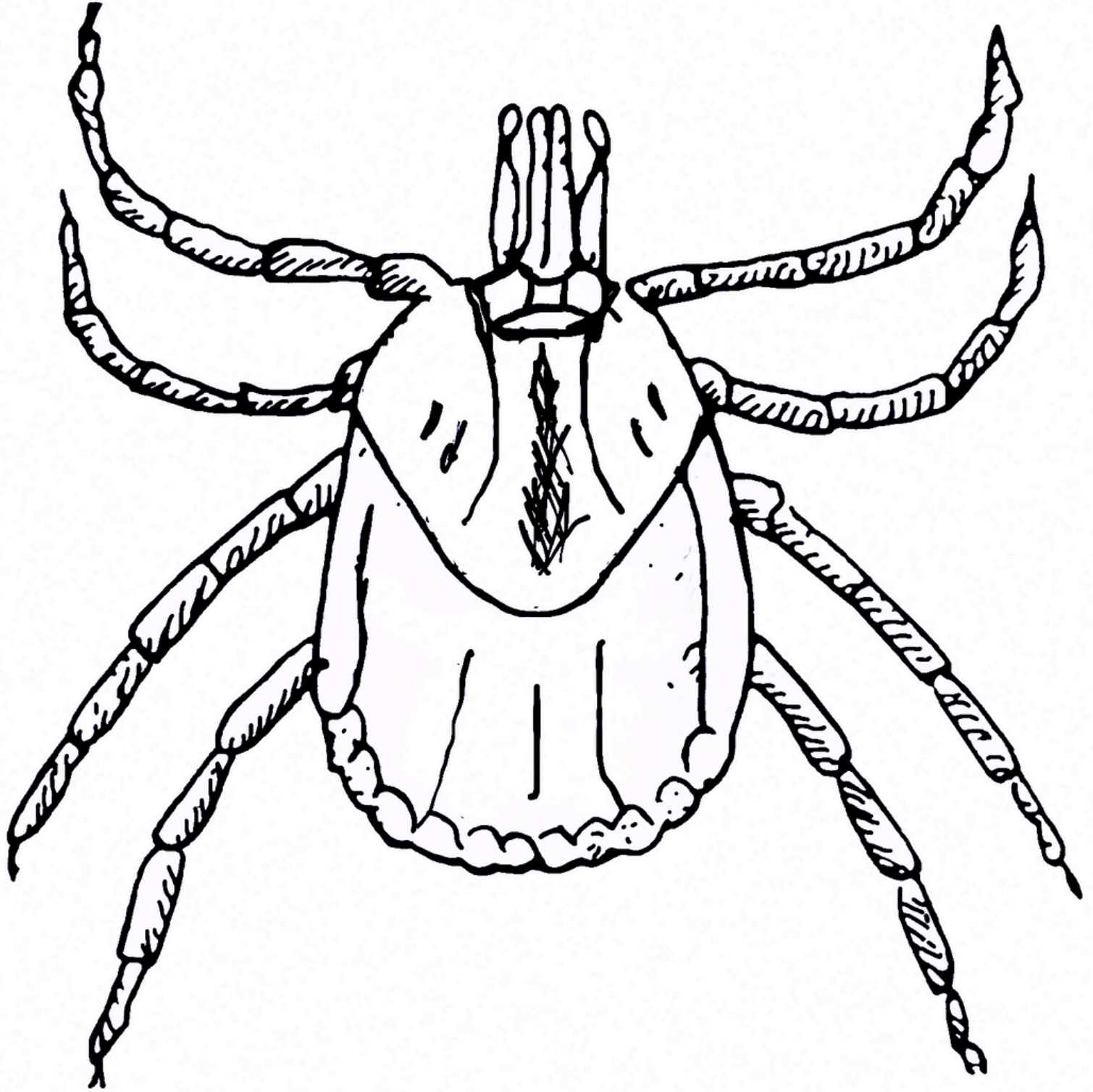
LONESTAR TICK



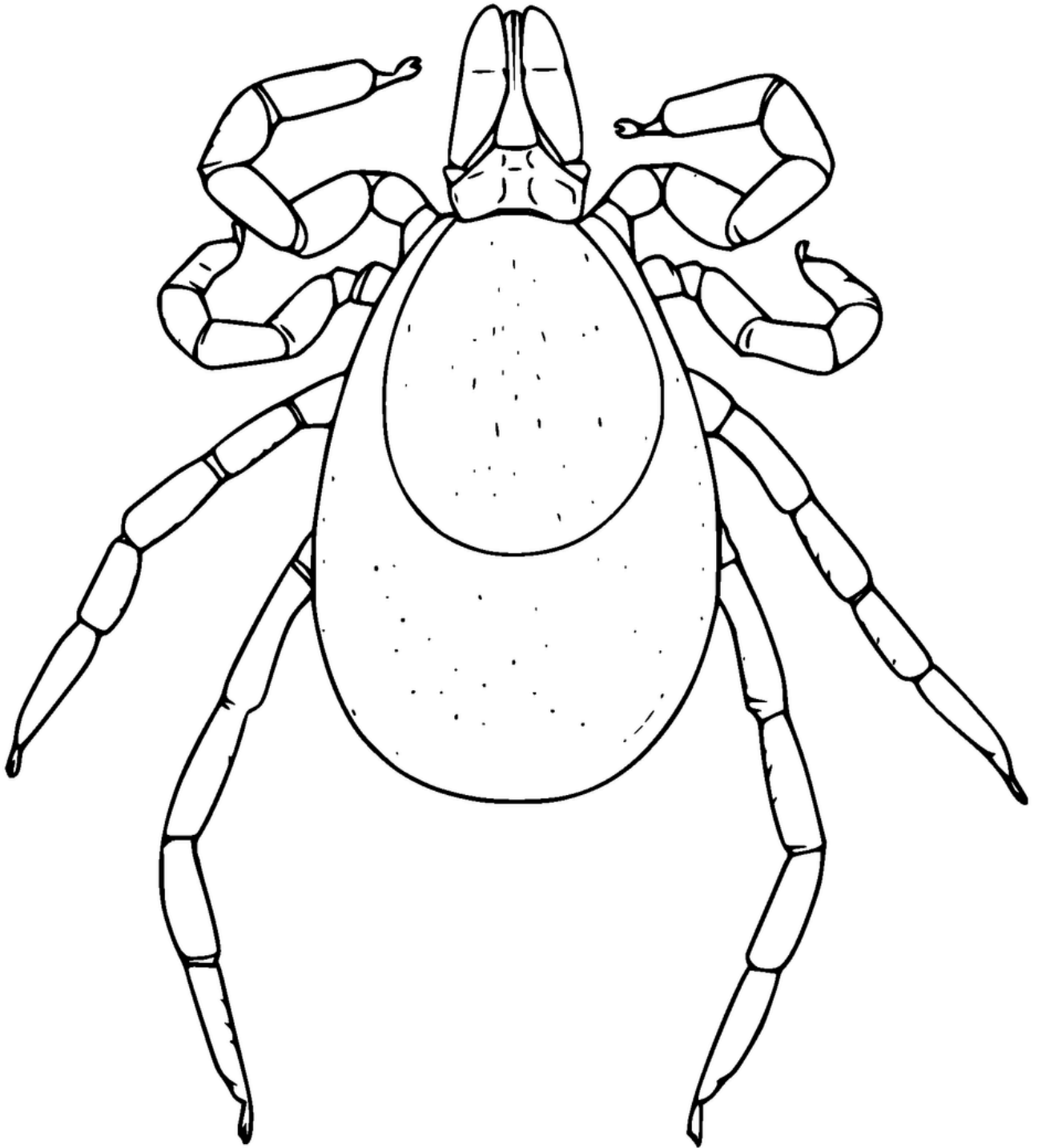
AMERICAN DOG TICK



GULF COAST TICK



BLACKLEGGED TICK



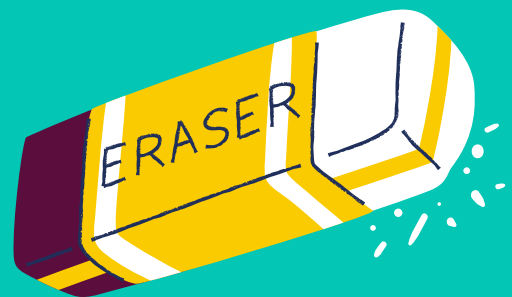

WHERE DO TICKS LIVE?

Place an "X" on where ticks might like to live




HOW TO PROTECT THESE PEOPLE FROM TICKS?

Draw clothing on the people that might help protect them from getting bit by a tick



TICK OR SPIDER?

Circle the ticks in the following photos:



WHAT DID YOU LEARN?



Draw a tick :

Write the top 3 things you learned about ticks?

1. _____
2. _____
3. _____

WHERE DO TICKS HIDE ON YOUR BODY?

Is there a tick on you?

Do a tick check!

Here's where to look:



Ticks are tiny, so look for new "freckles." These are actual size:



Nymph



Adult female dog tick



Adult deer tick





If you find a tick send it to us!

For more information contact:
ticks@sc.edu

