
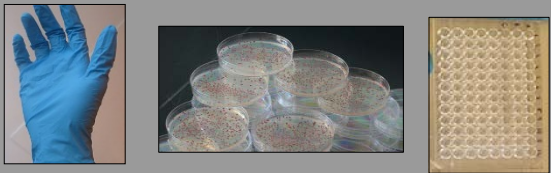












	Sharps Waste	Solid Biohazard Waste	Animal Waste
Waste			
Container	<p>Sharps must be discarded in a puncture-resistant biohazard sharps container</p> 	 <p>Contaminated solid waste must be discarded in a leak-proof biohazard waste container in the lab</p>	
Disinfection		<p>All solid biohazard waste must be autoclaved</p> 	
Disposal	 <p>Place closed sharps containers in biohazard box next to freezer in Building 4 (outside DLAR)</p>	<p>After autoclaving, solid waste bags must be placed in a biohazard box with a red bag liner in the autoclave room. SOM Safety Services will tape full boxes closed and take to Building 4 on Tuesday afternoons.</p> 	 <p>Only animal waste can be discarded in DLAR freezers. Bags with animal waste must be in secondary containment inside freezer.</p>

Biohazard waste bags must never be left on the floor in Building 4 outside DLAR or in any other areas. You may request new biohazard sharps containers from the SOM Office of Custodial & Safety Services.