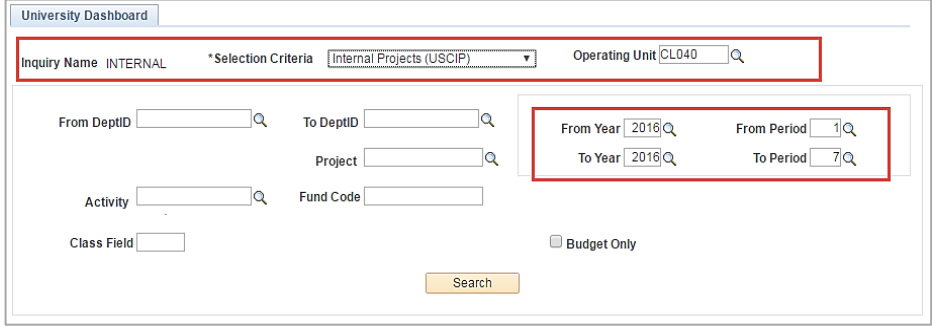
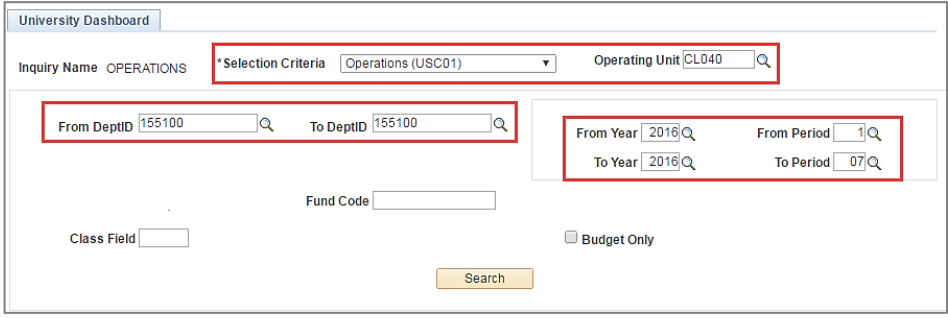
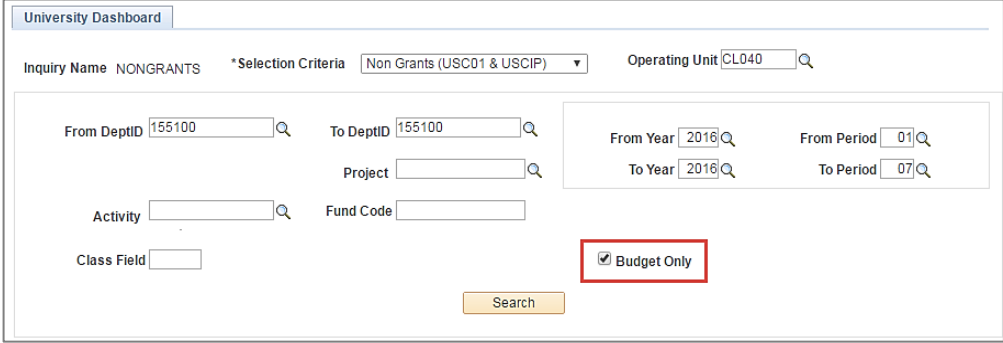


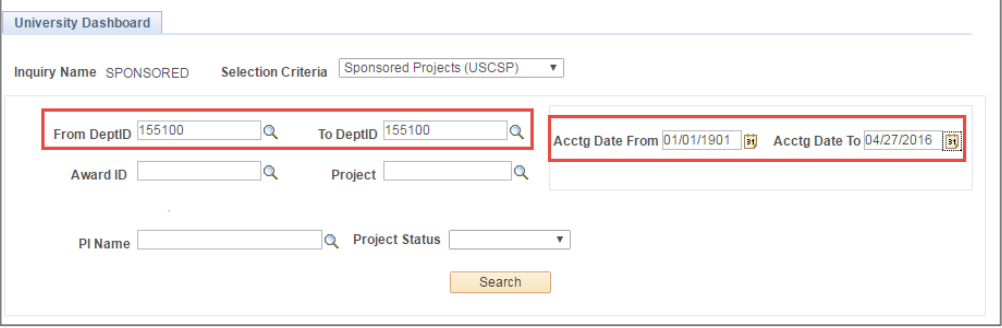
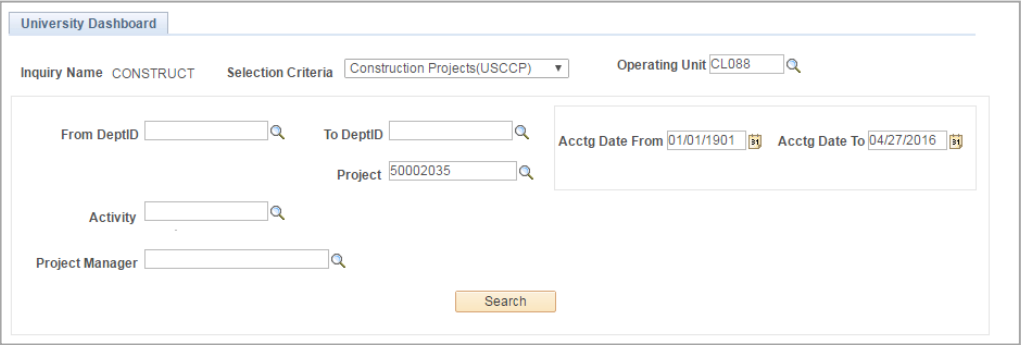
University Dashboard Quick Reference

Navigation: Main Menu > USC Enhancements > University Dashboard *****Add as Favorite*****

Search Options

<p>Internal Projects (USCIP)</p>	<p>Key Search Fields: Operating Unit, From/To Year, From/To Period, From/To DeptID Additional fields to refine results: Project, Activity, Fund Code and Class Field.</p> <p>Note: Activity can be searched independently of project for internal projects.</p> 
<p>Operations (USC01)</p>	<p>Key Search Fields: Operating Unit, From/To Year, From/To Period, From/To DeptID. Additional fields to refine results: Fund Code and Class Field.</p> 
<p>Non-Grants (USCIP & USC01 Combined)</p>	<p>Provides ability to see Internal Projects and Operations information together. Remember these options have the Budget Only checkbox available. When Budget Only is checked only summary information is displayed in the search results.</p> 

University Dashboard Quick Reference

Sponsored Projects (USCSP)	<p>Key Search Fields: Acctg Date From/To (Recommended Date From is 1/1/1901), From/To DeptID, Award ID and/or Project</p> <p>Additional fields to refine results: (Award) PI Name, and Project Status.</p> <p>Note: Unless searching by project, the results will be displayed based on Award. There could potentially be a one-to-many relationship between an award and projects. If projects outside your requested departments share a portion of the award, those projects will show up in the search results.</p> 
Construction Projects (USCCP)	<p>Key Search Fields: Operating Unit, Acctg Date From/To (Recommended Date From is 1/1/1901), From/To DeptID, and Project</p> <p>Additional fields to refine results: Activity and Project Manager.</p> <p>Note: Unlike Internal Projects the Activity field cannot be used without the Project field with Construction Projects.</p> 

University Dashboard Quick Reference

Formulas used for calculations

Sponsored Projects	<p><i>Award Direct (Indirect)</i> Budget - Actual (Expenses) - Pre-encumbrance - Encumbrance = Remaining Budget</p> <p><i>Cost Share Direct (Indirect)</i> Budget - Actual (Expenses) = Remaining Cost Share</p> <table border="1" style="width: 100%; border-collapse: collapse; margin-top: 10px;"> <thead> <tr style="background-color: #e0e0e0;"> <th colspan="6" style="text-align: left; padding: 2px;">Summary For Award</th> </tr> <tr> <th style="width: 20%;"></th> <th style="width: 15%;">Budget</th> <th style="width: 15%;">Actual</th> <th style="width: 15%;">PreEncumbrance</th> <th style="width: 15%;">Encumbrance</th> <th style="width: 20%;">Remaining</th> </tr> </thead> <tbody> <tr> <td style="text-align: center;">Direct</td> <td style="text-align: right;">36,000.000</td> <td style="text-align: right;">0.000</td> <td style="text-align: right;">0.000</td> <td style="text-align: right;">0.000</td> <td style="text-align: right;">36,000.000</td> </tr> <tr> <td style="text-align: center;">InDirect</td> <td style="text-align: right;">0.000</td> <td style="text-align: right;">0.000</td> <td></td> <td></td> <td style="text-align: right;">0.000</td> </tr> <tr style="border-top: 1px solid black;"> <td style="text-align: center;">Total Amt.</td> <td style="text-align: right;">36,000.000</td> <td style="text-align: right;">0.000</td> <td style="text-align: right;">0.000</td> <td style="text-align: right;">0.000</td> <td style="text-align: right;">36,000.000</td> </tr> <tr> <td style="text-align: center;">Cost Share Direct</td> <td style="text-align: right;">0.000</td> <td style="text-align: right;">0.000</td> <td></td> <td></td> <td style="text-align: right;">0.000</td> </tr> <tr> <td style="text-align: center;">Cost Share InDirect</td> <td style="text-align: right;">0.000</td> <td style="text-align: right;">0.000</td> <td></td> <td></td> <td style="text-align: right;">0.000</td> </tr> <tr style="border-top: 1px solid black;"> <td style="text-align: center;">Recognized Revenue:</td> <td style="text-align: right;">0.000</td> <td></td> <td style="text-align: center;">Uncollected Revenue:</td> <td></td> <td style="text-align: right;">0.000</td> </tr> </tbody> </table>	Summary For Award							Budget	Actual	PreEncumbrance	Encumbrance	Remaining	Direct	36,000.000	0.000	0.000	0.000	36,000.000	InDirect	0.000	0.000			0.000	Total Amt.	36,000.000	0.000	0.000	0.000	36,000.000	Cost Share Direct	0.000	0.000			0.000	Cost Share InDirect	0.000	0.000			0.000	Recognized Revenue:	0.000		Uncollected Revenue:		0.000
Summary For Award																																																	
	Budget	Actual	PreEncumbrance	Encumbrance	Remaining																																												
Direct	36,000.000	0.000	0.000	0.000	36,000.000																																												
InDirect	0.000	0.000			0.000																																												
Total Amt.	36,000.000	0.000	0.000	0.000	36,000.000																																												
Cost Share Direct	0.000	0.000			0.000																																												
Cost Share InDirect	0.000	0.000			0.000																																												
Recognized Revenue:	0.000		Uncollected Revenue:		0.000																																												
Internal Projects, Operations and Constructions Projects	<p>Opening Balance (if applicable) + Beginning Balance +/- Budget Adjustments = Adjusted Balance + Revenue + Transfers In – Pre-encumbrances – Encumbrances - Expenses = Remaining Budget</p> <p>Note: Revenue is only included in the calculation if budget adjustments are not available. If there are budget adjustments, revenue is ignored because it is already included in the budget adjustment balance.</p> <table border="1" style="width: 100%; border-collapse: collapse; margin-top: 10px;"> <thead> <tr style="background-color: #e0e0e0;"> <th colspan="2" style="text-align: left; padding: 2px;">Totals</th> </tr> </thead> <tbody> <tr> <td style="padding: 2px;">Opening Balance: Formerly Carry Forward</td> <td style="text-align: right; padding: 2px;">0.000</td> </tr> <tr> <td style="padding: 2px;">Beginning Budget :</td> <td style="text-align: right; padding: 2px;">0.000</td> </tr> <tr> <td style="padding: 2px;">Budget Adjustments :</td> <td style="text-align: right; padding: 2px;">1,009,547.000</td> </tr> <tr> <td style="padding: 2px;">Adjusted Balance :</td> <td style="text-align: right; padding: 2px;">1,009,547.000</td> </tr> <tr> <td style="padding: 2px;">Revenue (4XXXX) :</td> <td style="text-align: right; padding: 2px;">-193,818.860</td> </tr> <tr> <td style="padding: 2px;">Transfers In (81XXX) :</td> <td style="text-align: right; padding: 2px;">0.000</td> </tr> <tr> <td style="padding: 2px;">PreEncumbrance :</td> <td style="text-align: right; padding: 2px;">0.000</td> </tr> <tr> <td style="padding: 2px;">Encumbrance :</td> <td style="text-align: right; padding: 2px;">434.520</td> </tr> <tr> <td style="padding: 2px;">Expense :</td> <td style="text-align: right; padding: 2px;">710,623.980</td> </tr> <tr style="border-top: 1px solid black;"> <td style="padding: 2px;">Remaining Balance :</td> <td style="text-align: right; padding: 2px;">298,488.500</td> </tr> </tbody> </table>	Totals		Opening Balance: Formerly Carry Forward	0.000	Beginning Budget :	0.000	Budget Adjustments :	1,009,547.000	Adjusted Balance :	1,009,547.000	Revenue (4XXXX) :	-193,818.860	Transfers In (81XXX) :	0.000	PreEncumbrance :	0.000	Encumbrance :	434.520	Expense :	710,623.980	Remaining Balance :	298,488.500																										
Totals																																																	
Opening Balance: Formerly Carry Forward	0.000																																																
Beginning Budget :	0.000																																																
Budget Adjustments :	1,009,547.000																																																
Adjusted Balance :	1,009,547.000																																																
Revenue (4XXXX) :	-193,818.860																																																
Transfers In (81XXX) :	0.000																																																
PreEncumbrance :	0.000																																																
Encumbrance :	434.520																																																
Expense :	710,623.980																																																
Remaining Balance :	298,488.500																																																

University Dashboard Quick Reference

Drill down capabilities

Budget Adjustments	Source: Budget Journals
Revenue	Source: Budget Journals (Football Ticket Sales, Conference Registration Fees, Computer Lab Material Fees, etc.) All the 4XXX account codes.
Transfers In	Source: All the 81XXXX account codes.
Pre-encumbrance	Source: Purchase Requisitions
Encumbrance	Source: Purchase Orders
Expense	Source: Mainly Journals (Payroll, Banner, Cost Share, RQs, Crosswalk, etc.) and AP Vouchers