



UNIVERSITY OF
SOUTH CAROLINA
School of Law

Fall 2018 Entering Class Profile

Class of 2021

1452 Applicants 730 admitted

215 Entering Class

123 South Carolina Residents (57%)

92 Out of State Residents (43%)

42 Minority Students (20%)

114 Male (53%)

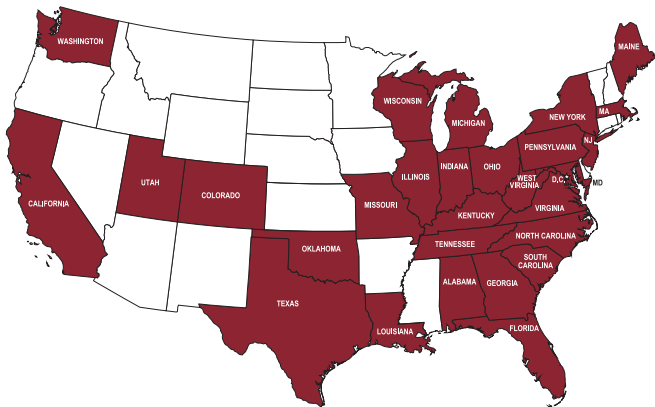
101 Female (47%)

3.65/157 75th percentile UGPA & LSAT

3.41/155 Median UGPA & LSAT

3.18/153 25th percentile UGPA & LSAT

MEMBERS OF THE CLASS OF 2021 HAIL FROM 28 STATES AND DC



90 undergraduate schools represented including: University of South Carolina-Columbia (54), Clemson University (18), Wofford College (10), College of Charleston (6), Furman University (5), University of Alabama (4), Auburn University (4), University of North Carolina-Chapel Hill (4), East Carolina University (3), Florida State University (3), Francis Marion University (3), University of Mississippi (3), Sewanee: The University of the South (3), University of Tennessee-Knoxville (3), Virginia Tech (3), and two students each from Anderson University, Appalachian State University, Bob Jones University, Brigham Young University, The Citadel, College of William and Mary, High Point University, Kennesaw State University, Presbyterian College, University of Georgia, University of North Carolina-Charlotte, University of North Florida, Winthrop University, and one student each from 63 other colleges and universities located in 18 other states.*

*A complete list of undergraduate feeder schools is in the Class Profile at sc.edu/study/colleges_law/admissions/class_profile/index.php.

**All data are accurate as of 8/25/18 but could change before the class profile is verified by the American Bar Association in October 2018.



Graduate Employment Summary

Class of 2017

SOUTH CAROLINA GRADUATES GET JOBS

South Carolina Law students engage in experiences that open their eyes—and open doors—to employment opportunities. The number of judicial clerkships and positions in business secured by this class rose in 2017, while levels remained stable nationwide. Employment in jobs requiring bar passage increased, leading South Carolina Law to surpass the national average.

94% of graduates known to be seeking jobs were employed or had an offer 10 months after graduation

89% of all graduates were employed 10 months after their graduation

96% of all employed graduates accepted a job for which bar passage was required or a JD was an advantage 10 months after graduation

26% of employed graduates accepted a judicial clerkship

2% of all graduates entered post-JD programs in a specialized area before moving into the job market

20 number of states, plus the District of Columbia, where graduates accepted a job

Employment Profile as of March 15, 2018

(ABA reporting date)

149 In jobs requiring bar passage

29 In JD advantage jobs


6 In professional or non-professional jobs

2 Employed with start date deferred (after 3/15)

6 Pursuing a post-JD degree in a specialized area

10 Unemployed and seeking a job

5 Employment status unknown



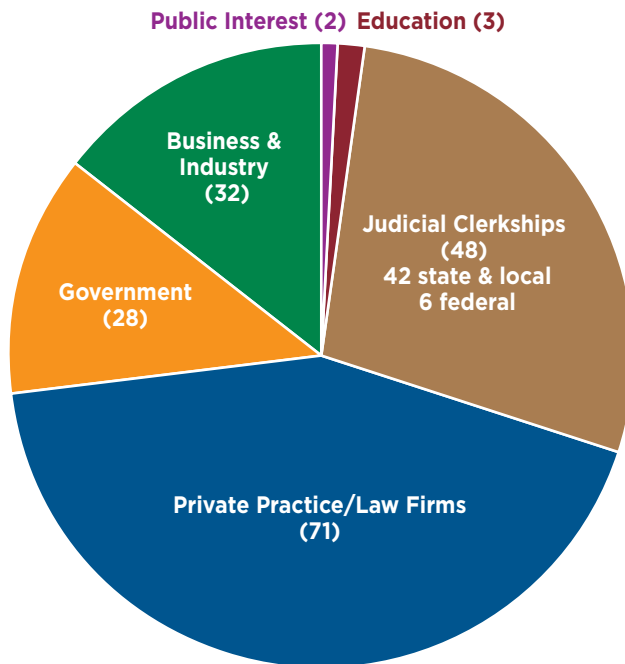
Detailed information about these summary findings is in the ABA mandated employment disclosure, *Employment Summary of 2017 Graduates*, available on our website at law.sc.edu.



UNIVERSITY OF
SOUTH CAROLINA
School of Law

Employment – Class of 2017

Employment Types



NUMBER OF JOBS BY SIZE OF FIRM	
Number of jobs	Number of Attorneys
6	501+
5	251-500
6	101-250
6	51-100
2	26-50
8	11-25
35	2-10
3	Unknown

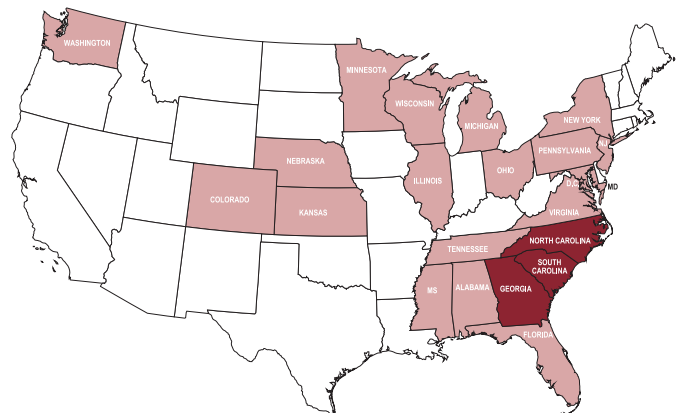
CAREER SERVICES

A student's success in the job search process is enhanced by self-awareness and active engagement in career exploration activities. South Carolina Law's Career Services Office emphasizes individual attention to help students discover opportunities, choose satisfying jobs, envision a career pathway, and create strategies to reach their goals. Our team of professionals has years of experience in law practice, in the court system, and in the career and professional development of law students.

To speak with a career consultant, call **(803) 777-8479**. For detailed information about South Carolina Law's graduate employment outcomes, go to law.sc.edu/career.

2017 GRADUATES WERE EMPLOYED IN 20 STATES AND DC

While most graduates accepted jobs in the Carolinas and Georgia, 2017 South Carolina Law graduates are also working in Alabama, Colorado, District of Columbia, Florida, Illinois, Kansas, Maryland, Michigan, Minnesota, Mississippi, Nebraska, New Jersey, New York, Ohio, Pennsylvania, Tennessee, Virginia, and Washington.



JOBS & SALARIES REPORTED BY JOB TYPE – CLASS OF 2017*

Starting salaries for law graduates vary dramatically within and between employment sectors and based on the location of the employer. Ask us, or any law school you consider, about the availability of jobs that appeal to you, the frequency and nature of hiring new graduates in each sector, and the availability of entry-level jobs within the typical geographic 'reach' of the law school.

Law Firms
\$35,000–\$180,000

Business & Industry
\$36,000 – \$100,000

Government (includes Judicial Clerk)
\$33,000–\$86,500

Public Interest
\$40,000–\$64,000

*Based on 65% of graduates reporting their starting salaries. Percentiles, median, and average salaries are available on request.

EMPLOYERS OF THE CLASS OF 2017

More than 160 employers in 20 states and DC hired our most recent graduates. Employers included typical—and not so typical—government employers, from the SC 11th Circuit Public Defender's Office to the Ohio Attorney General's Office. Federal government and military employers included the US Nuclear Regulatory Commission and the Air Force and Army Judge Advocate General's Corps. Graduates joined financial institutions, such as PricewaterhouseCoopers, Deloitte, and Wells Fargo. Judges in the Carolinas, Georgia, New Jersey and Washington, DC, welcomed our graduates to their chambers.